

Propósito: ¿Quién es?

Hagan Ahora: ¿Cómo es él/ella?



- 1. Ella es baja.
- 2. Él es alto y fuerte.
- 3. Él es rubio.
- 4. Ella es joven.

Tarea: no hay tarea

Información importante:

Prueba: martes 9/17

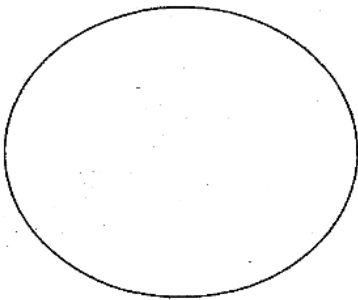
(commands, adjectives, numbers/age, all about me vocab)

Me llamo _____ La fecha es _____

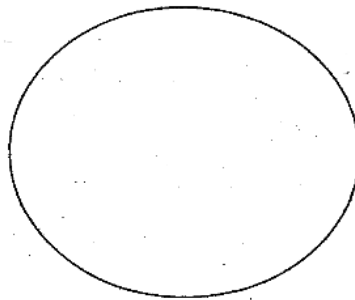
Adjetivos

Instrucciones: Dibujen caras para cada adjetivo. *(Draw faces for each adjective).*

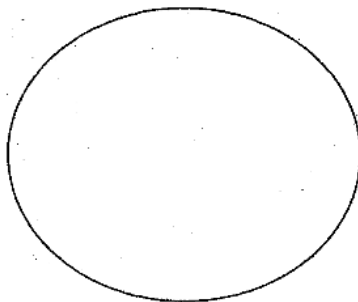
(1)
cómico



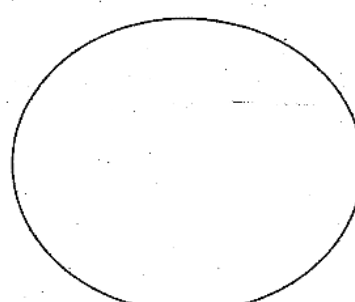
(2)
bonita



(3)
simpática



(4)
moreno



Me llamo _____

La fecha _____

Una busqueda

Task: Find someone in the class that fits each one of the adjectives listed below. Write his or her name in that box. Remember you may not repeat a person and do not use yourself!!

¿Cómo te llamas?
 ¿Cómo eres?
 ¿Quiénes...? Who is?
 ¿Eres...? Sí, No




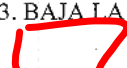













Es rubio	Es alto	Es guapo	Es atlético	Es inteligente
Es cómico Ellie	Es pelirojo	Es artístico	Es moreno	Es fuerte Strong
Es perezoso lazy	Es débil weak	Es joven young	Es serio serious	Es simpático nice

CLASS Commands

Los mandatos de la clase

 **escriban**

write **escribe**

2. LEVANTA LA MANO		raise your hand
3. BAJA LA MANO 		lower your hand
4. SACA PAPEL 		take out paper
5. ESCUCHA		listen
6. LEVANTATE 		stand up
7. SIENTATE 		sit down
8. LEE lean		read
9. ABRE EL LIBRO abrir		open the book
10. CIERRE EL LIBRO cerrar		close the book
11. HABLA		SPEAK
12. DILO EN ESPAÑOL		say it. in Spanish
13. PASA A LA PIZARRA		go to the board
14. CONTESTA LA PREGUNTA		answer the question
15. COMPLETA LA FRASE		complete the sentence
16. REPITE		repeat

E-mail de María



¿Quién es María?

El juego de mesa

- Roll the dice
- Move the amount of spaces
- Complete the task in the box in Spanish

Wow Adjectives Game

Tell your partner your age and ask his/her age.	Ask your partner to what the teacher is like (describe the teacher).	Give your partner a number in the target language. Ask him/her which number comes before.	Ask your partner what he she is like.	Lose a turn	Ask your partner to describe the person next to him/her.
Give your partner a number in the target language. Ask him/her which number comes next.	Skip 1 space	Give your partner a number in the target language. Ask him/her which number comes next.	Skip 2 spaces	Ask your partner to describe a family member.	Ask your partner to describe a friend.
Ask your partner how he/she is doing.					
You meet your partner for the first time. Ask his/her name.	word	Ask your partner what the opposite of tall is.	Lose a turn	Lose a turn	Ask your partner how old the teacher is.
START					

**Wow!
Winner**

¿Quién es? ¿Cómo es?

Which row can
get the most
answers?



¿Quién es? ¿Cómo es?

Which row can
get the most
answers?



¿Quién es? ¿Cómo es?

Which row can
get the most
answers?



¿Quién es? ¿Cómo es?

Which row can
get the most
answers?



El juego de Memoria

- Work in partners.
- Deal your cards face down.
- Match the description to its correct picture.

TAREA

Nombre: _____ Clase: _____ Fecha: _____

Can-Do Statements

I can:

- Greet my peers.
- Tell someone my name.
- Ask someone his/her name.
- Describe my physical traits.
- Describe my personality traits.
- Ask someone to describe himself/herself.
- State my age.
- Ask someone else their age.

Estudian: Read the unit's "Can Do" statements and do a self-check. Study all vocabulary based on self-check. **QUIZ TOMORROW**
Escriben: None